

Pin-on Side Shrouds

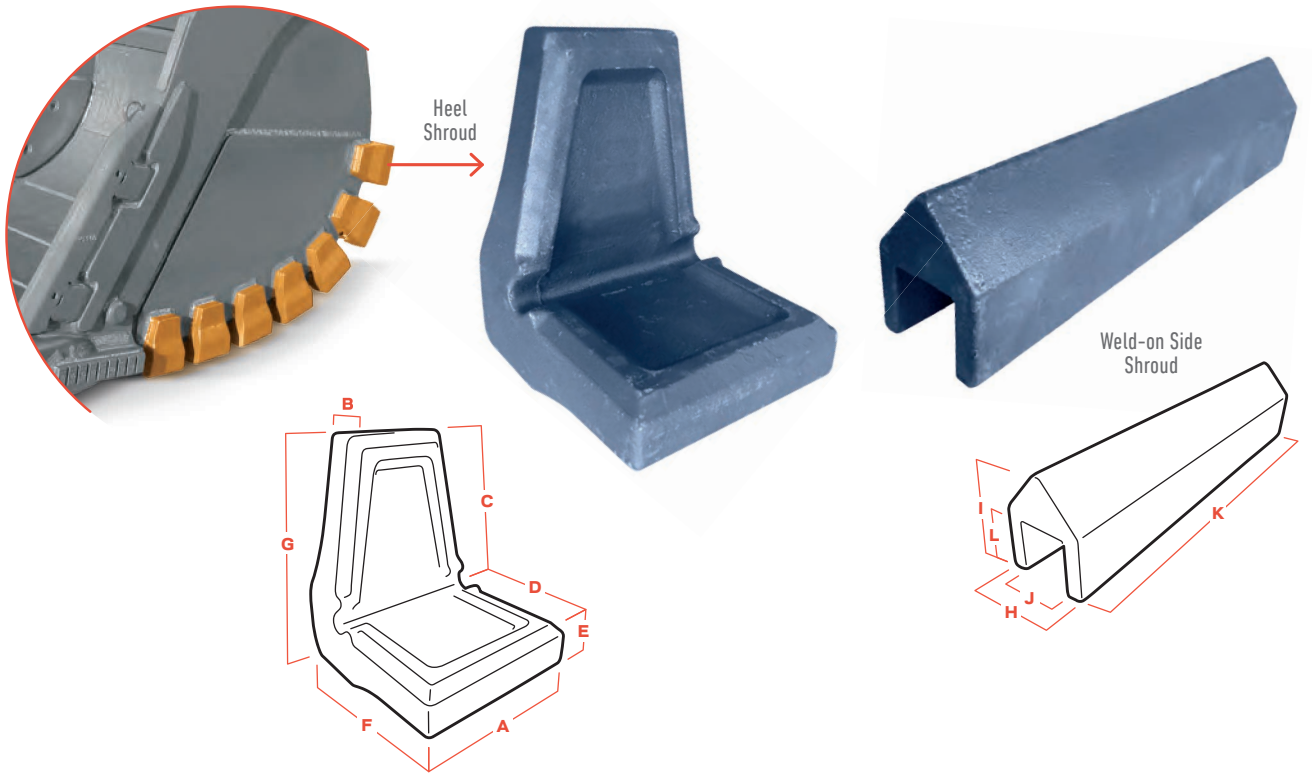
PRODUCT	PART NUMBER	WEIGHT (KG)	A EXTERNAL LENGTH	B HOLE SPACING	C LIP GAP
CAT 988 Side Shroud	S-9J9600-XA	20.2	575	255	38
CAT 988/992 Side Shroud	S-1U0740	25.2	608	293	55
VS450 Vertical Shroud	S-VS450	20.0	770	343	-
VS500 Vertical Shroud	S-VS500	30.5	830	405	-
VS550 Vertical Shroud	S-VS550	39.5	910	435	-
VSM100 Weldment	S-VSM100WN	5.0	145	-	26
VSM150 Weldment	S-VSM150WN	5.9	145	-	38
VSM175 Weldment	S-VSM175WN	5.5	145	-	45
VSM200 Weldment	S-VSM200WN	5.0	145	-	52
VSM250 Weldment	S-VSM250WN	5.5	145	-	64

Pins & Retainers

∅ = Diameter

PRODUCT	PART NUMBER	WEIGHT (KG)	PIN		RETAINER		
			D LENGTH	E DIAMETER	F INTERNAL ∅	G EXTERNAL ∅	H Depth
Pin for S-9J9600-XA			Use CAT J350 Pin (TC-8E6358)		Use CAT J350 Retainer (TC-8E6359)		
Pin for S-1U0740			Use CAT J550 Pin (TC-6Y8558)		Use CAT J550 Retainer (TC-8E5559)		
Pin for VS450	S-VSP2SL	0.4	80	21	-	-	-
Pin for VS500 & VS550	S-VSP3SL	0.5	104	21	-	-	-
Retainer for VS450 - VS550	S-VSR3SL	0.5	-	-	20	40	33

All measurements in millimetres.



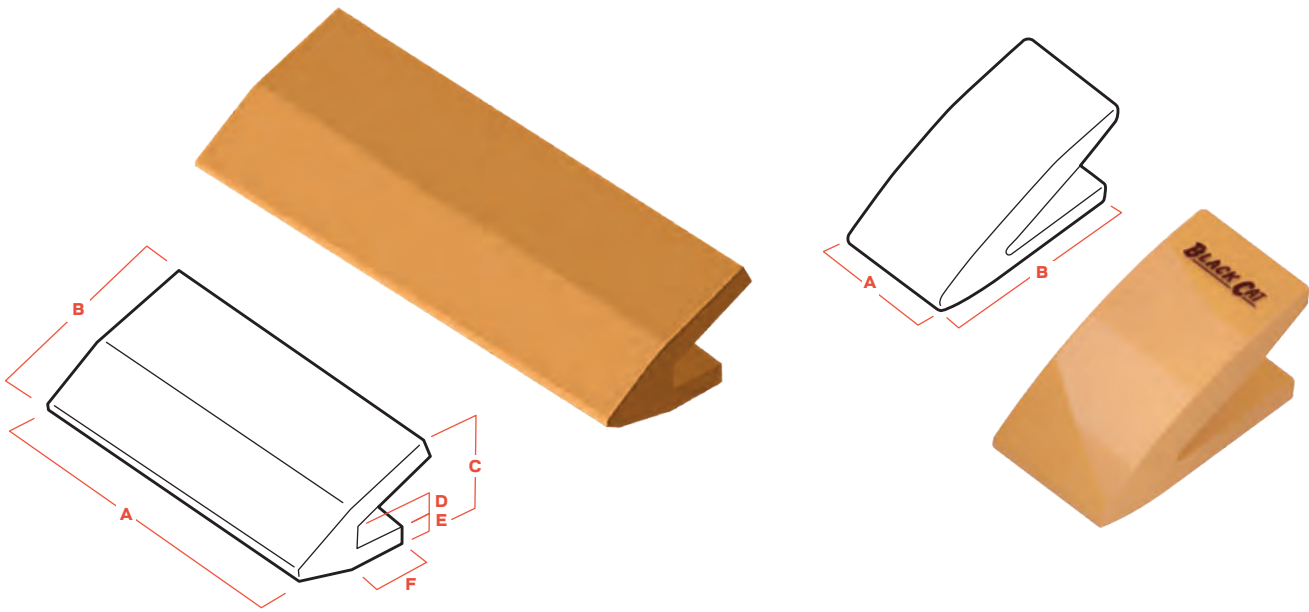
Weld-on Side Shrouds

PRODUCT	PART NUMBER	WEIGHT (KG)	H	I	J	K	L
			WIDTH	HEIGHT	LIP GAP	LENGTH	INTERIOR DEPTH
Weld-on Side Shroud 20mm	S-SLS20G	1.9	38	45	22	300	25
Weld-on Side Shroud 25mm	S-SLS25G	2.5	44	50	26	300	26
Weld-on Side Shroud 32mm	S-SLS32G	4.1	55	70	34	300	38
Weld-on Side Shroud 40mm	S-SLS40G	5.5	65	80	44	300	43

Heel Shrouds

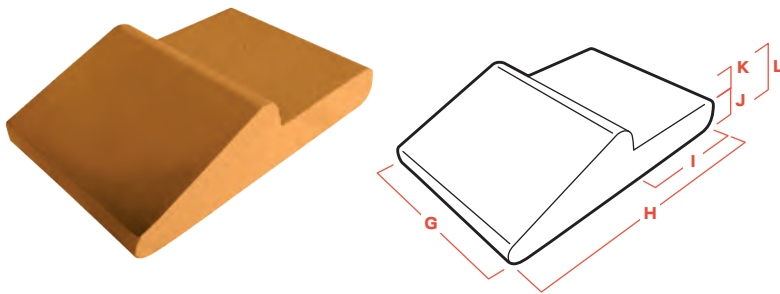
PRODUCT	PART NUMBER	WEIGHT (KG)	A	B	C	D	E	F	G
			EXTERIOR LENGTH	SIDE THICKNESS	INTERIOR HEIGHT	INTERIOR DEPTH	BOTTOM THICKNESS	EXTERIOR DEPTH	EXTERIOR HEIGHT
12kg Heel Shroud	S-BHS170	12.0	165	65	145	80	42	145	185
15kg Heel Shroud	S-BHS150	15.5	150	60	150	125	60	185	210
10kg Heel Shroud	S-ES6697-4	9.5	180	40	60	135	32	175	90
21kg Heel Shroud	S-ES6697-2	21.0	185	50	95	195	55	246	145

All measurements in millimetres.



Weld-on Lip Shrouds

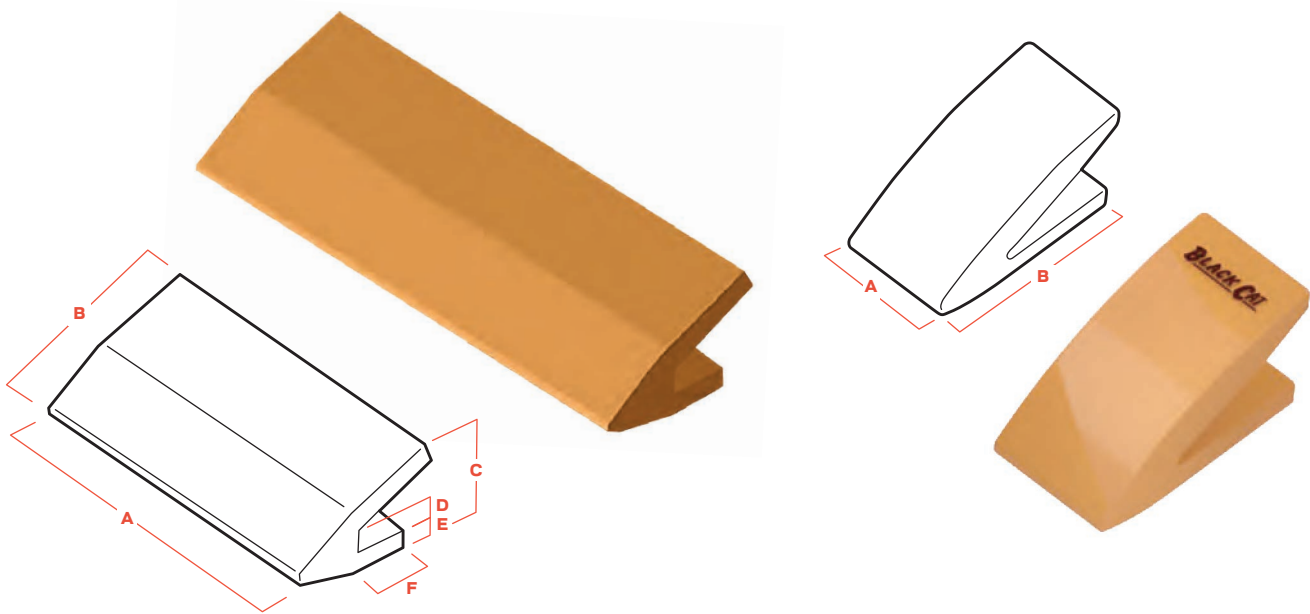
PRODUCT	PART NUMBER	WEIGHT (KG)	BEVEL°	B	A	C	D	E	F
				LENGTH	WIDTH	HEIGHT	LAND	BOTTOM LEG THICKNESS	BOTTOM LEG LENGTH
100–120mm Lip Shroud	S-WE6027	103.0	30	250	800	190	43	30	85
50–80mm Lip Shroud	S-WE5966	59.0	25	200	800	130	26	25	70
40–53mm Lip Shroud	S-WS45	6.9	30	182	114	–	–	–	–
50–75mm Lip Shroud	S-WS80	15.5	30	218	203	–	–	–	–



Half Arrow

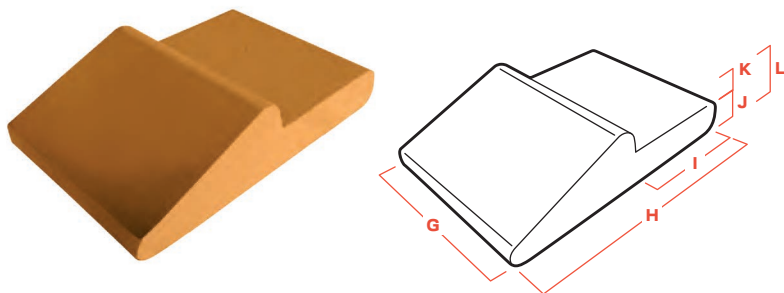
PRODUCT	PART NUMBER	G	H	I	J	K	L
		MAX LENGTH	TOTAL DEPTH	BASE DEPTH	BASE THICKNESS	LIP HEIGHT	HEIGHT
Half Arrow Bar Stock 28 x 254mm	HA282541203050	3050	254	130	28	30	60
Half Arrow Bar Stock 40 x 250mm	HA402541203050	3050	250	130	40	30	70

All measurements in millimetres.



Weld-on Lip Shrouds

PRODUCT	PART NUMBER	WEIGHT (KG)	BEVEL°	B	A	C	D	E	F
				LENGTH	WIDTH	HEIGHT	LAND	BOTTOM LEG THICKNESS	BOTTOM LEG LENGTH
100–120mm Lip Shroud	S-WE6027	103.0	30	250	800	190	43	30	85
50–80mm Lip Shroud	S-WE5966	59.0	25	200	800	130	26	25	70
40–53mm Lip Shroud	S-WS45	6.9	30	182	114	–	–	–	–
50–75mm Lip Shroud	S-WS80	15.5	30	218	203	–	–	–	–



Half Arrow

PRODUCT	PART NUMBER	G	H	I	J	K	L
		MAX LENGTH	TOTAL DEPTH	BASE DEPTH	BASE THICKNESS	LIP HEIGHT	HEIGHT
Half Arrow Bar Stock 28 x 254mm	HA282541203050	3050	254	130	28	30	60
Half Arrow Bar Stock 40 x 250mm	HA402541203050	3050	250	130	40	30	70

All measurements in millimetres.